




BRILL

## Brill Text Tool

Free of charge for *Dead Sea Scrolls Biblical Texts Online* (Chrome only)

### Dead Sea Scrolls Electronic Library Biblical Texts

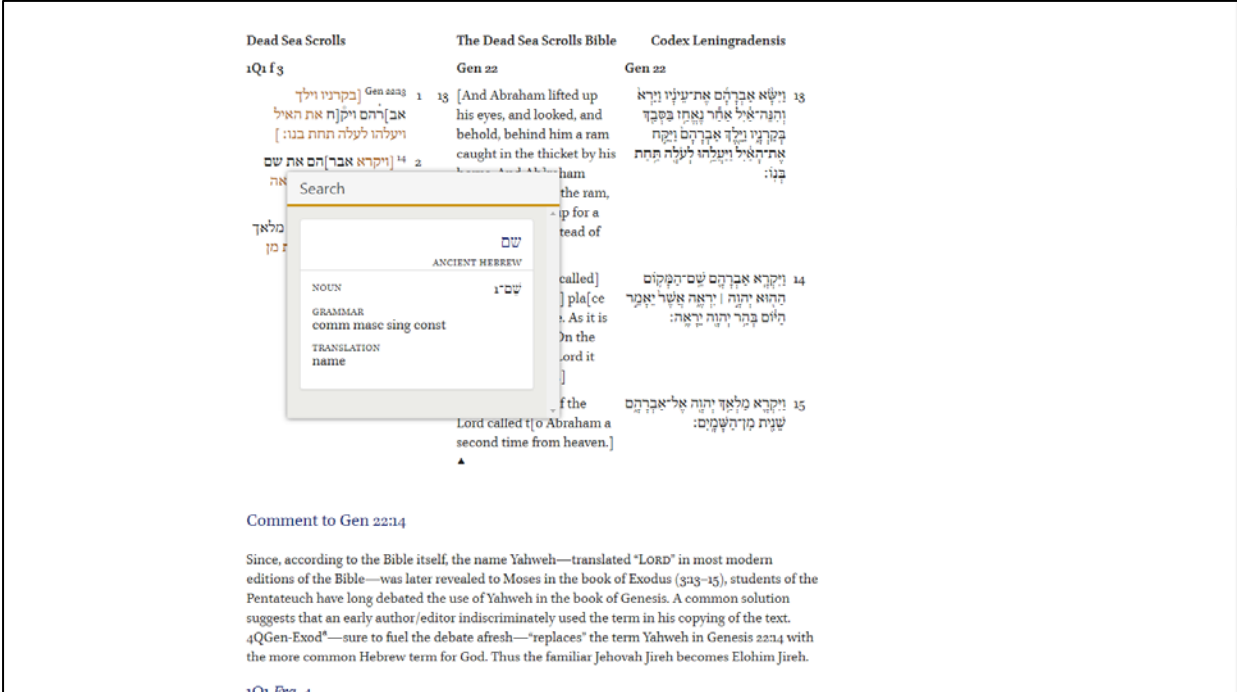


**Subject:** Biblical Studies

**Editors:** Donald W. Parry and Andrew C. Skinner  
**In Consultation with** Emanuel Tov and Eugene Ulrich  
**Quality control:** Ariel Tov

### About the Brill Text Tool

The *Brill Text Tool* is a browser extension to get additional lexical and grammatical information about the *Dead Sea Scrolls Biblical Texts Online*. Users can **right click** in the text and bring up additional information. The tool offers Hebrew grammatical and lexical information.



Dead Sea Scrolls      The Dead Sea Scrolls Bible      Codex Leningradensis

1Q1 f 3      Gen 22      Gen 22

13 [And Abraham lifted up his eyes, and looked, and behold, behind him a ram caught in the thicket by his horns.]

14 [And Abraham called the name of the Lord, saying, Blessed be the Lord, who has done this for me, saying, I was dead, and the Lord revived me.]

15 [And Abraham said to his servants, Do not be afraid, for I have done this for me, and the Lord has done this for me, and the Lord has done this for me.]

Search

שם

ANCIENT HEBREW

NOUN

GRAMMAR comm masc sing const

TRANSLATION name

Comment to Gen 22:14

Since, according to the Bible itself, the name Yahweh—translated “LORD” in most modern editions of the Bible—was later revealed to Moses in the book of Exodus (3:13-15), students of the Pentateuch have long debated the use of Yahweh in the book of Genesis. A common solution suggests that an early author/editor indiscriminately used the term in his copying of the text. 4QGen-Exod<sup>a</sup>—sure to fuel the debate afresh—“replaces” the term Yahweh in Genesis 22:14 with the more common Hebrew term for God. Thus the familiar Jehovah Jireh becomes Elohim Jireh.

1Q1 Fig. 4

The *Brill Text Tool* adds search options and displays linguistic information that is stored in its database. Currently, the *Brill Text Tool* only supports the **Google Chrome** browser. The tool works only in combination the *Dead Sea Scrolls Biblical Texts Online* and checks whether users have access.

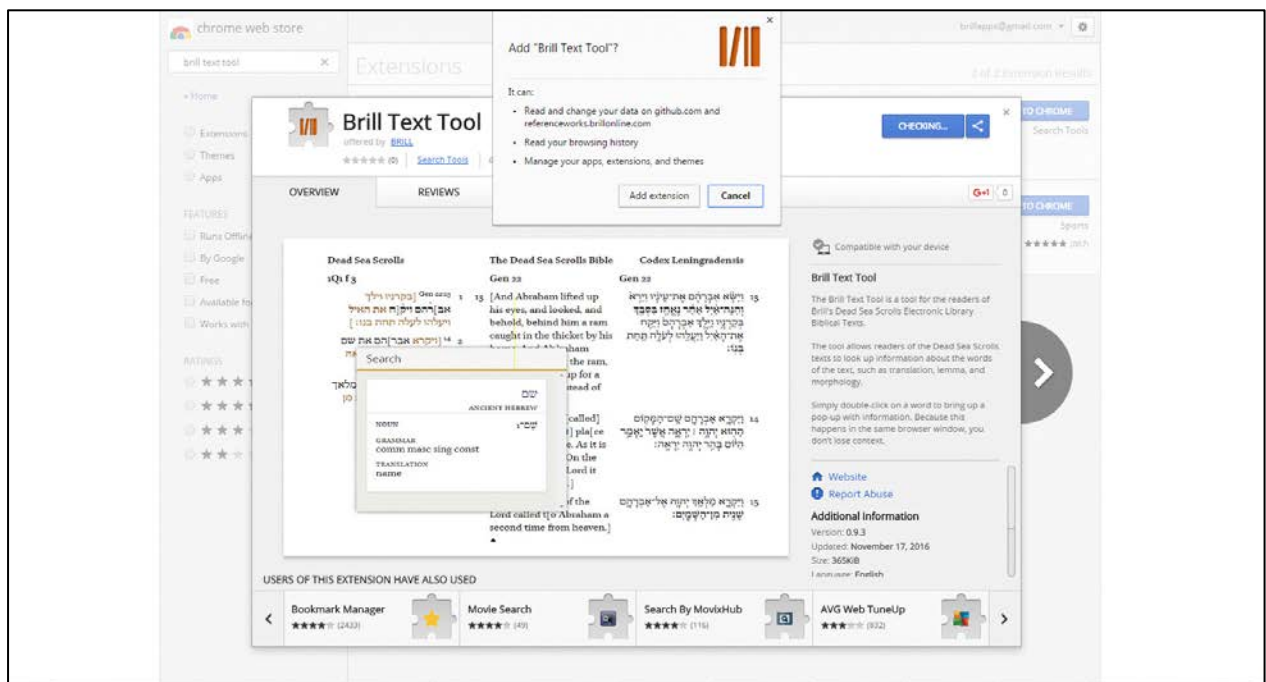


BRILL

## Installing the Brill Text Tool

Installing the *Brill Text Tool* is a matter of clicking the **install** button in the Chrome Web Store:

<https://chrome.google.com/webstore/detail/brill-text-tool/kpcoigbplckchlbbbkfphahogfhkdjpp>



## Installation problems

Installation is simple. One click does it. Installation information is also listed in the Chrome Web Store. In case of problems or questions, please contact [support@brill.com](mailto:support@brill.com).