



BRILL

■ BRILL ■ BÖHLAU ■ FINK ■ MENTIS ■ NIJHOFF ■ SCHÖNINGH ■ VANDENHOECK & RUPRECHT ■ V&R UNIPRESS ■ WAGENINGEN ACADEMIC

Notes on Cover Design – Brill | mentis

For your book's announcement in our catalogue and its publication, we take care of the cover design together. We are happy to suggest cover designs or work with your ideas. The technical implementation is carried out by our graphic designer.

Please understand that for production and distribution reasons the final decision on the cover design lies with the publisher.

1 Your Book in our General Program

If your book is published in our general program, i.e. not in one of our series, you can choose between two basic types of covers:

- typographic layout (Ex. 1–2)
- layout with illustration (Ex. 3–4)

2 Your Book in One of our Series

If your book is published in one of our series, the cover layout is based on the series design (Ex. 5–6). You can easily check which design your book will follow on our website. This will also give you an impression of the possibilities you have designing the cover of your book within a series. If you do not find what you are looking for on our website, you are welcome to contact the editorial office.

3 Our Design Specifications

Within the scope of our corporate design we would like to give you the greatest possible freedom to bring in your personal design preferences. However, there are a few aspects to keep in mind:

- At the bottom of the cover the publisher's emblem BRILL | mentis is shown.
- The book jacket's spine shows the BRILL-logo at the bottom and the abbreviated series title as well as the number of the volume at the top.

4 Illustrations

If you decide for a layout with an image, please send us the image in a suitable file format which should meet the following requirements:

- .jpg- or .tif-format(.eps-files are also okay)
- a resolution of 300 dpi in relation to an image width of 16 cm
- for so-called "line drawings" (e.g. musical notes, woodcuts, copper engravings, graphics): a resolution of 800–1200 dpi is necessary

If you would like to see a particular design idea realised, please let us know briefly whether you would like the illustration to cover full, half or quarter page, whether it should be set in black and white or in colour and – taking legal reasons into account – whether it may be cropped.

Please make sure to clear the rights for the image you have selected!

Cover illustrations are usually subject to special reproduction rights, for which additional costs may arise. This applies both to copyrights administered by artists, galleries or the VG Bild-Kunst, as well as to ancillary copyrights of photographers. However, you do not need to obtain the rights of use if, for example, you decide to use an image that is in the public domain, which is the case if the author has been deceased for at least



BRILL

■ BRILL ■ BÖHLAU ■ FINK ■ MENTIS ■ NIJHOFF ■ SCHÖNINGH ■ VANDENHOECK & RUPRECHT ■ V&R UNIPRESS ■ WAGENINGEN ACADEMIC

70 years or if he or she has made his or her work freely available. Furthermore, reproductions of works in public domain (e.g. the photograph of such a work) are no longer particularly protected. Yet we advise to cite the name of the author if it is known.

A piece of advice: Take a look at the Wikimedia Commons platform online. The images uploaded there are either in the public domain or have a CC license, which means they can be used free of charge, and they are often available in sufficient file sizes. Perhaps your desired image is also deposited there! But please note: Naming the photographer and the license may be a condition for free use.

5 The Cover Design Process

Once you have checked our design options, please send your layout request via email to your contact at the editorial office (if applicable, send along an illustration). You can also describe your own ideas in a few sentences or send us a raw draft. Our graphic designer will then create a draft cover.

We are looking forward to receiving your ideas and creating wonderful book covers!

Your team of BRILL | mentis

6 Short “Cover Design Checklist”

- Check design options
 - publication in the general program
 - publication in a series
- Choose a layout (if applicable according to series layout)
 - typographical
 - with illustration(s)
- Illustration
 - **!!! The rights to use the illustration must be cleared !!!**
 - the file is available in .jpg- or .tif-format (for line drawings, .eps-files are fine as well)
 - the illustration is available with sufficient resolution (300 or 800–1200 dpi in relation to an image width of 16 cm)
 - desired size, colour and permission/prohibition to crop the image are indicated
- Request for cover draft: submit layout request
 - shortly describing your ideas
 - with your own raw draft attached (please take the publisher’s specifications into account)




BRILL

■ BRILL ■ BÖHLAU ■ FINK ■ MENTIS ■ NIJHOFF ■ SCHÖNINGH ■ VANDENHOECK & RUPRECHT ■ V&R UNIPRESS ■ WAGENINGEN ACADEMIC

Examples




Example 1



Example 2
Series „explicatio“



Example 3




Example 4
Series „Innsbruck Studies in Philosophy and Religion“



Example 5
Series „ethica“




Example 6



Example 7



Example 8



Beispiel 9
Series „Philosophy of Education. Debates and Constellations“