

LibLynx - Librarian Admin Manual

LibLynx is an access management system that is used to regulate a limited number of our Reference Works.

At the moment of this version of the manual, the list of products for which access is regulated via LibLynx is:

1. All resources on [Scholarly Editions](#)
 - [Ammianus Marcellinus Online](#)
 - [Apuleius Online](#)
 - [Classic Arabic Texts Online](#)
 - [Context of Scripture Online, The](#)
 - [Coptic Gnostic Library Online](#)
 - [Dead Sea Scrolls Electronic Library – Biblical Texts](#)
 - [Dead Sea Scrolls Electronic Library – Non-Biblical Texts](#)
 - [Eustathius of Thessalonica, Commentary on the Iliad](#)
 - [Eustathius of Thessalonica, Commentary on the Odyssey](#)
 - [Flavius Josephus Online](#)
 - [Gregorii Nysseni Opera Online](#)
 - [Jacoby Online](#)
 - [Maimonides' Medical Works Online](#)
 - [Peshitta Online](#)
 - [Supplementum Epigraphicum Graecum Online](#)
2. [Lexikon der christlichen Ikonographie Online](#) (LCIO)
3. [Chinese Iconography Thesaurus](#) (CIT)
4. [Resources on the Chinese Reference Shelf](#)
 - [China Encyclopedic Reference](#)
 - [Chinese-English Dictionary Online](#)
 - [Le Grand Ricci Online](#)
 - [The Ricci Dictionary of Chinese Law Online](#)
5. [Brill Online Dictionaries](#)
 - [Dictionary of Renaissance Latin from Prose Sources Online](#)
 - [Indo-European Etymological Dictionaries Online](#)
 - [Mediae Latinitatis Lexicon Minus Online](#)
 - [KAHAL Online](#)
 - [The Brill Dictionary of Ancient Greek Online](#)
 - [The Hebrew and Aramaic Lexicon of the Old Testament Online](#)
6. [Yearbook of International Organizations](#)

You can request to be set up as an administrator for your institution via sales@brill.com. One of our colleagues will register you and send you an invitation to set your password and activate your LibLynx institutional admin account. With this account you will be able to:

- See an overview of your account details
- Access Usage Statistics
- Access Metrics about the access methods that your institution uses

Usage Statistics

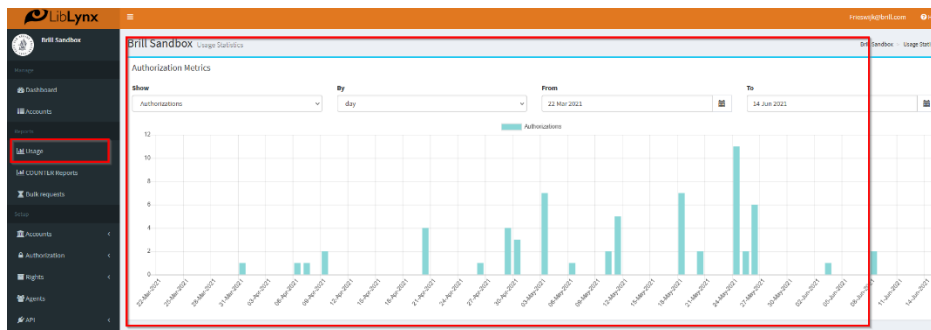
Usage statistics on LibLynx are only available in Counter 5 (C5) format. Historical usage statistics from our former access management system, are in Counter 4 (C4). These will remain available separately by request via sales@brill.com, until 31 December 2021. From January 1st onwards all available data for the products in the list above will be provided in Counter 5 only and will be available via your account.

There are two types of usage overviews. Both are available to you via your admin account.

- Usage
- Counter reports

Usage

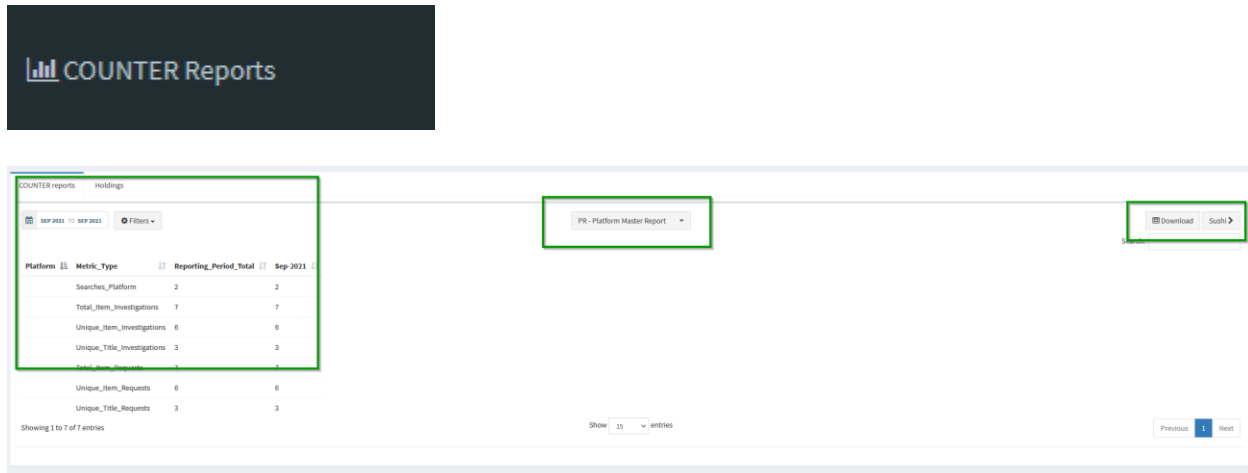
Gives a general overview of authentication and access to the metrics of the accounts depending on the selections made in the filters. It includes the number of times a specific method of authentication is being used. For instance: access via IP, referral URL, federated access, etc.



Counter Reports

A full set of Counter 5 reports may be run and exported from the system. These reports follow regular C5 naming and statistical conventions of the Counter Foundation (Industry Standard). Bulk exports, as well as consortium reports, may also be exported, if and where applicable.

In your librarian administrator environment go to the Counter Reports Dashboard and click on your institute:



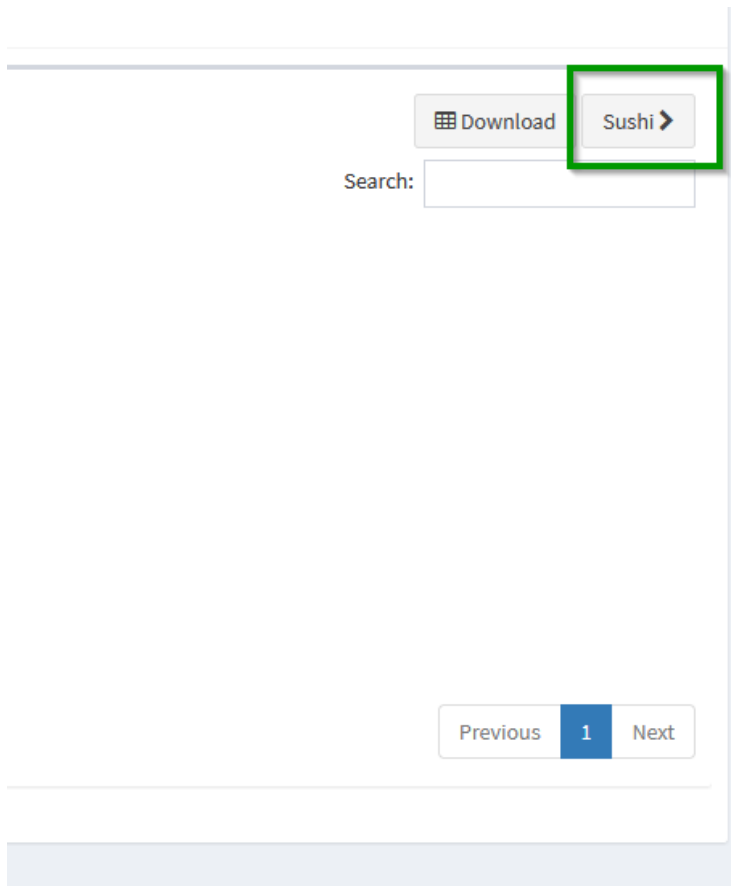
Here you will see a preliminary broad selection of general data and filters to set a specific timeframe, at the top in the center you will see an option for the various reports that are offered (all standard Counter 5 reports are available here. The buttons on the left will give you the option to export your results and implement Sushi harvesting for your account.

SUSHI Harvesting

Harvesting usage statistics via SUSHI is available. Any resolvers, identifiers, and links you need are available upon request via sales@brill.com and in your librarian administrator account on LibLynx.

Go to the Counter dashboard, click on your institute, and press 'Sushi' at the top right corner of the dashboard.

The resulting screen will give you all the applicable information you need to set up the SUSHI API on your end.



COUNTER reports Holdings

Report

Use the details below to allow an external SUSHI compatible service to automatically request your data.

SUSHI Base URL (RS)	https://connect.liblynx.com/sushi/v5	↕
API Key	13248fa6-42e6-4b37-9844-50f5d8f13f	↕
Requester ID	13248fa6-42e6-4b37-9844-50f5d8f13f	↕
Customer ID	25778129	↕

Other questions

Please feel free to visit the FAQ on <https://brill.com/page/liblynx/liblynx-for-select-online-resources> for more information and to answer a select number of the most common queries or questions you may have. For further guidance or queries please contact sales@brill.com.