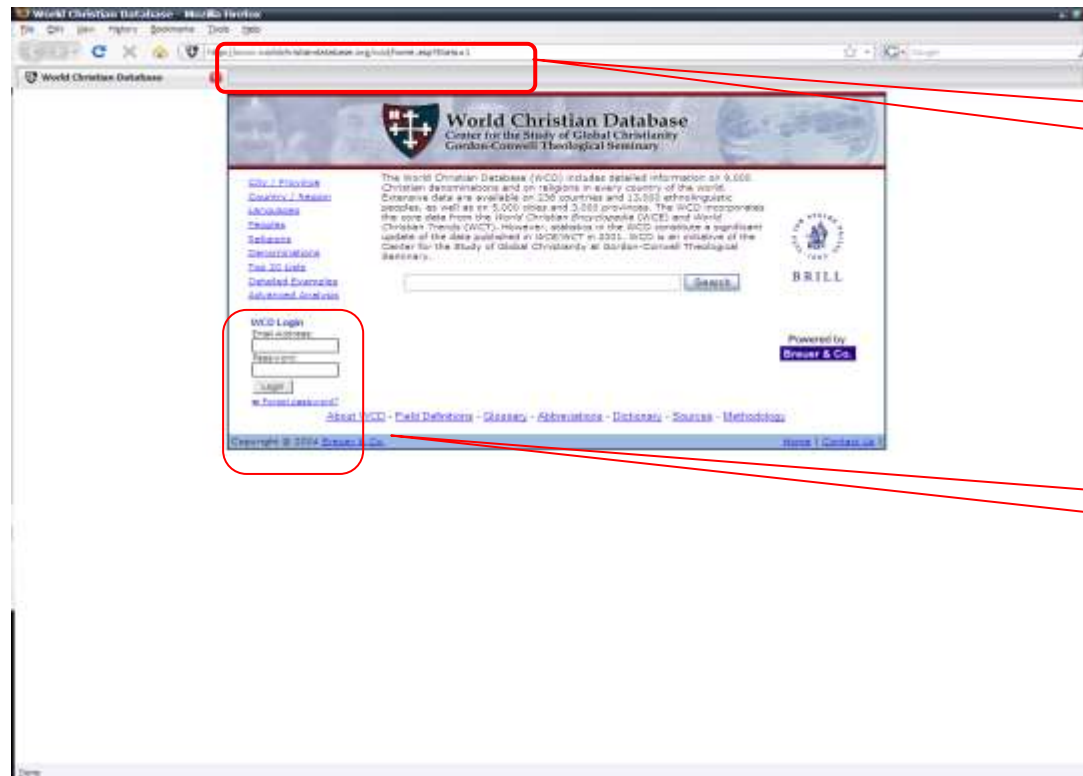


Word Christian Database - Generate usage statistics

Not logged on via IP authentication

To log in to get the statistics, *if you are not using IP Authentication*, you need to do the following:

- 1 Using the URL www.worldchristiandatabase.org/wcd/home.asp?Stats=1 log in with the regular login, *not the Admin login* for the account.



go to:

www.worldchristiandatabase.org/wcd/home.asp?Stats=1

log in with your regular username and password

Figure 1 - <http://www.worldchristiandatabase.org/wcd/home.asp?Stats=1>, not recognised via IP

After login, you will see this screen:

The screenshot shows the home page of the World Christian Database (WCD). At the top, there is a header with the WCD logo (a shield with a cross) and the text "World Christian Database Center for the Study of Global Christianity Gordon-Conwell Theological Seminary". Below the header, there is a navigation menu on the left with links: [City / Province](#), [Country / Region](#), [Languages](#), [Peoples](#), [Religions](#), [Denominations](#), [Chronology](#), [Global Plans](#), and [Martyrs](#). The main content area contains a search box with a "Search" button and a brief description of the database: "The World Christian Database (WCD) includes detailed information on 9,000 Christian denominations and on religions in every country of the world. Extensive data are available on 232 countries and 13,000 ethnolinguistic peoples, as well as on 5,000 cities and 3,000 provinces." Below the search box, it says "Type in a search term below to begin, or use the links at left to go to home pages of interest. Home pages contain hundreds of sample queries which can be temporarily modified to suit." On the right side, there is a BRILL logo and the text "Powered by Breuer & Co.". At the bottom, there is a footer with copyright information: "Copyright © 2004 Breuer & Co." and links for "Home" and "Contact Us".

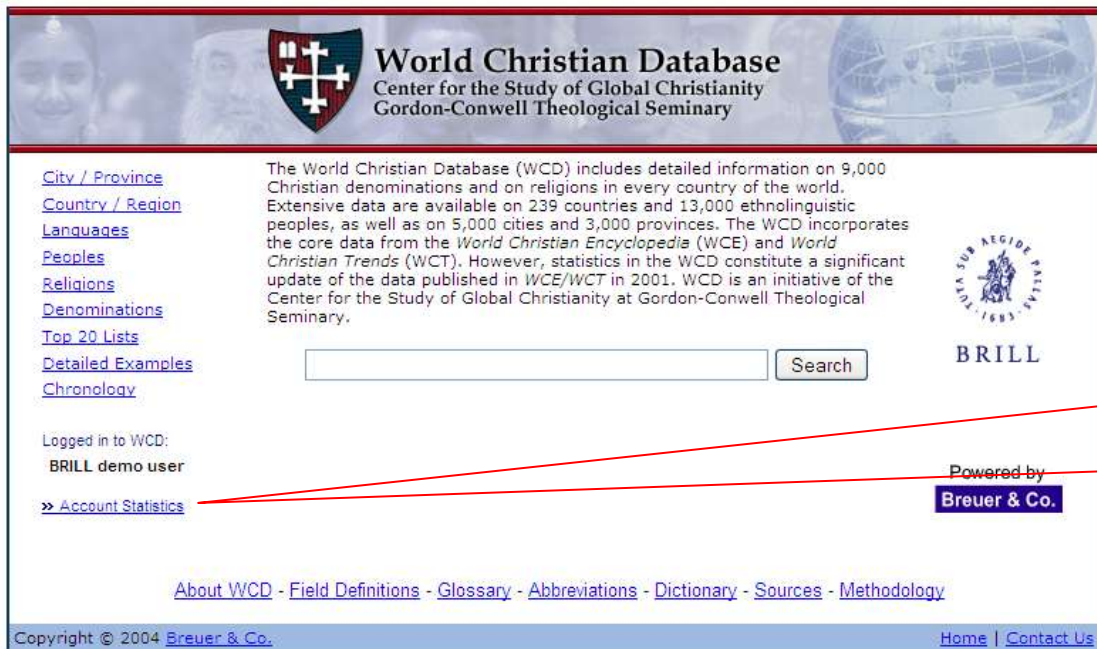
Figure 2 -Home page of WCD, logged in

2. Click [» Account Statistics](#) to open the box to log in *using the admin login and password*.

If you enter that, the statistics will then be displayed. The usage statistics only show the number of log ins per month per year.

See figure 4 for the result.

Logged on via IP authentication



The screenshot shows the homepage of the World Christian Database. At the top, there is a header with the logo and text: "World Christian Database Center for the Study of Global Christianity Gordon-Conwell Theological Seminary". Below the header, there are several navigation links: "City / Province", "Country / Region", "Languages", "Peoples", "Religions", "Denominations", "Top 20 Lists", "Detailed Examples", and "Chronology". A search bar with a "Search" button is located in the center. To the right of the search bar is the Brill logo. Below the search bar, it says "Logged in to WCD: BRILL demo user". At the bottom left, there is a link: ">> Account Statistics". At the bottom right, it says "Powered by Breuer & Co.". At the very bottom, there are links for "About WCD", "Field Definitions", "Glossary", "Abbreviations", "Dictionary", "Sources", and "Methodology". The footer contains "Copyright © 2004 Breuer & Co." and "Home | Contact Us".

If you are recognised via IP authentication, click [>> Account statistics]. You will be prompted to enter your administrator username and password. If you do not know what these are, please send an e-mail to your account manager at Brill.

Figure 3 - <http://www.worldchristiandatabase.org/wcd/home.asp?Stats=1>, recognised via IP authentication



The screenshot shows the "Account Statistics" page. It has a heading "Account Statistics" and a sub-heading "Please enter the account administrator password to continue". Below this, there are two input fields: "Username:" and "Password:". A "Submit" button is located below the "Password:" field.

Enter your administrator username and password and click [Submit]. Result is shown on next page.

Account Usage statistics

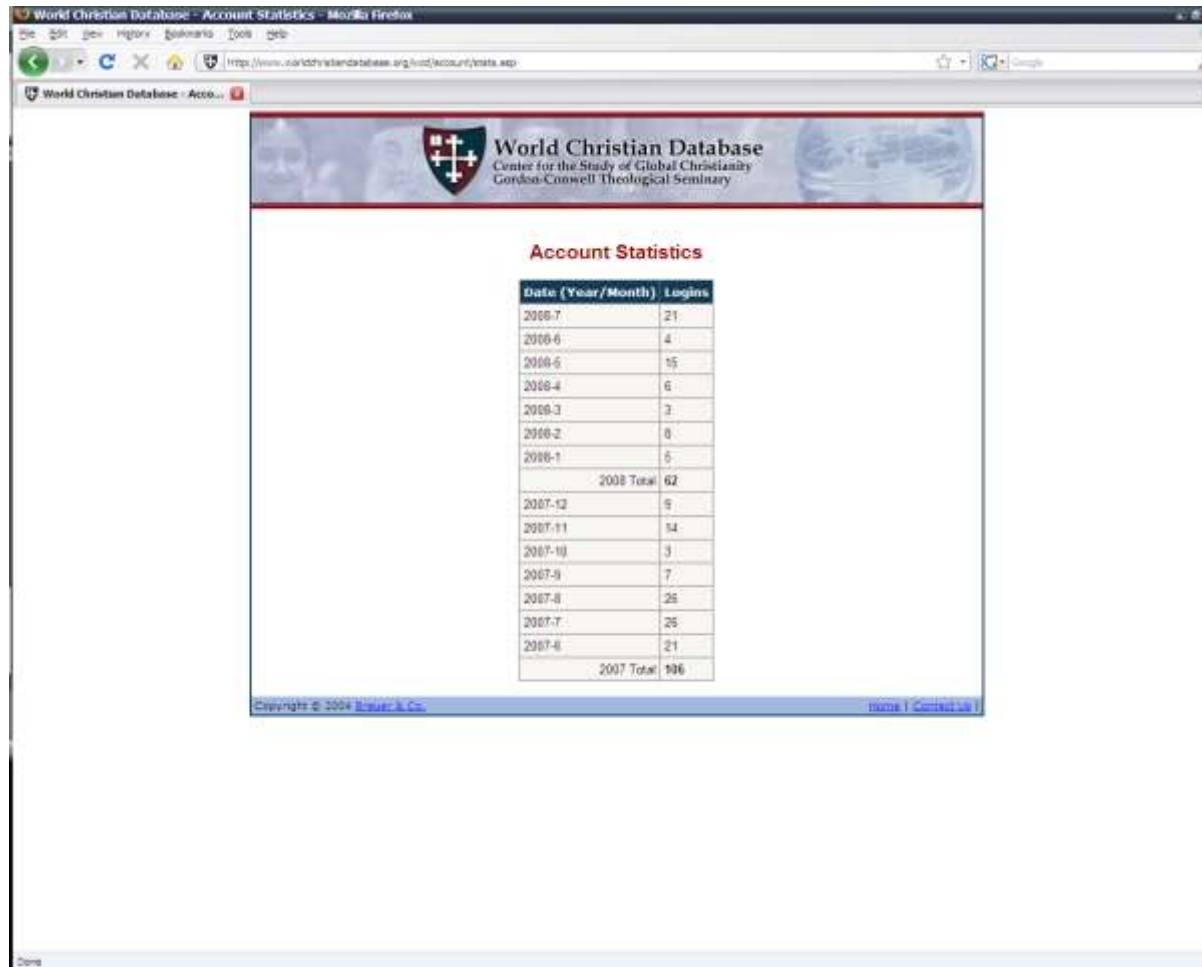


Figure 4 - Account statistics for WCD