



**Students' perception towards IFAMA agribusiness case study competition:
do culture, discipline, and training experience matter?**

Zhanguo Zhu^a, Chung-Chou Tsai^a and Yue Wang^{®b}

^aProfessor, College of Economics and Management, Nanjing Agricultural University, No. 1 Weigang Road, Xuanwu District, Nanjing, 210095, China P.R.

^bResearch associate, Institute of Agricultural Economics and Development, Jiangsu Academy of Agricultural Sciences, No. 50 Zhongling Rd, Xuanwu District, Nanjing, 210014, China P.R.

[®]Corresponding author: Yue Wang – email: wangynj219@163.com

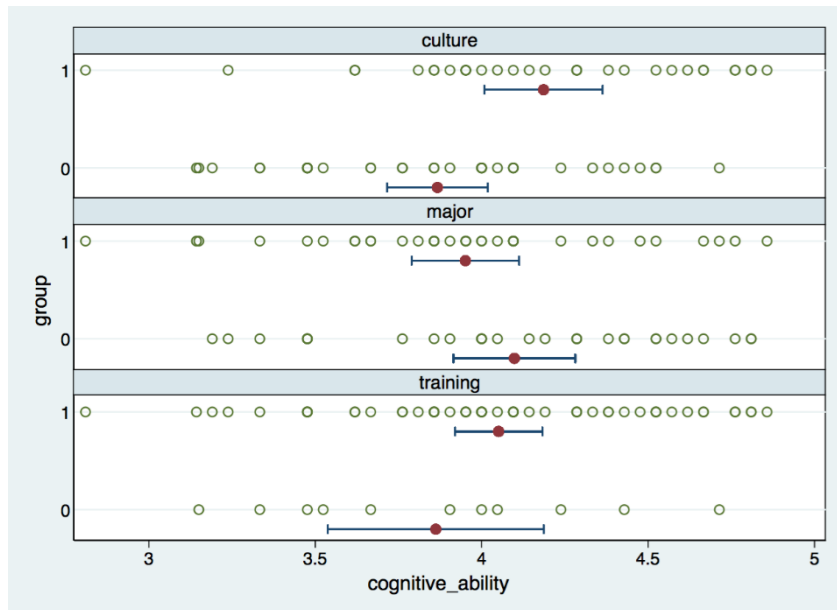


Figure S1. Boxplot and scatterplot for the cognitive ability with culture/major/training group. The figure shows boxplot and scatterplot for the cognitive ability with culture/major/training group. For the culture group, value equals to '0' represents 'Western culture' while value equals to '1' represents 'Eastern culture'. For the major group, value equals to '0' represents students without agriculture-related academic background while value equals to '1' represents students with agriculture-related academic background. For the training group, value equals to '0' represents students without training experience while value equals to '1' represents students with training experience.

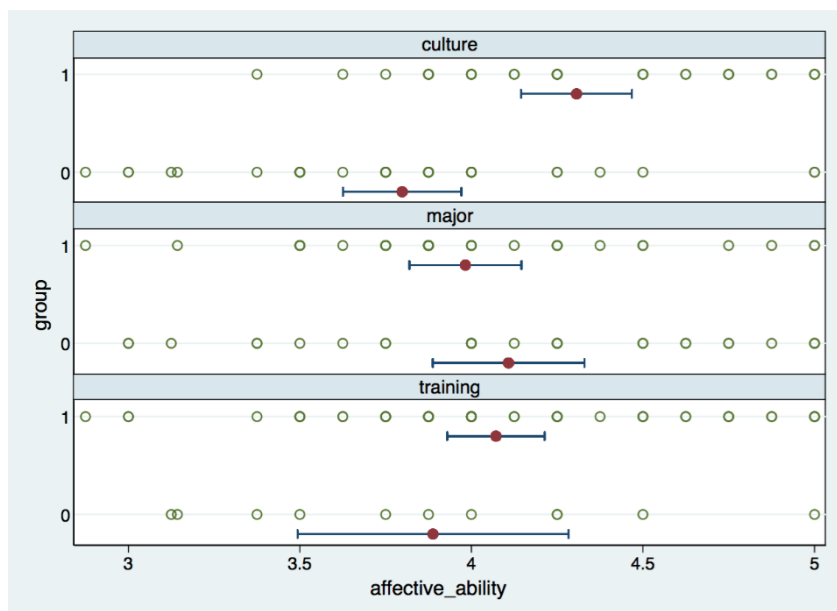


Figure S2. Boxplot and scatterplot for the affective ability with culture/major/training group. The figure shows boxplot and scatterplot for the affective ability with culture/major/training group. For the culture group, value equals to '0' represents 'Western culture' while value equals to '1' represents 'Eastern culture'. For the major group, value equals to '0' represents students without agriculture-related academic background while value equals to '1' represents students with agriculture-related academic background. For the training group, value equals to '0' represents students without training experience while value equals to '1' represents students with training experience.

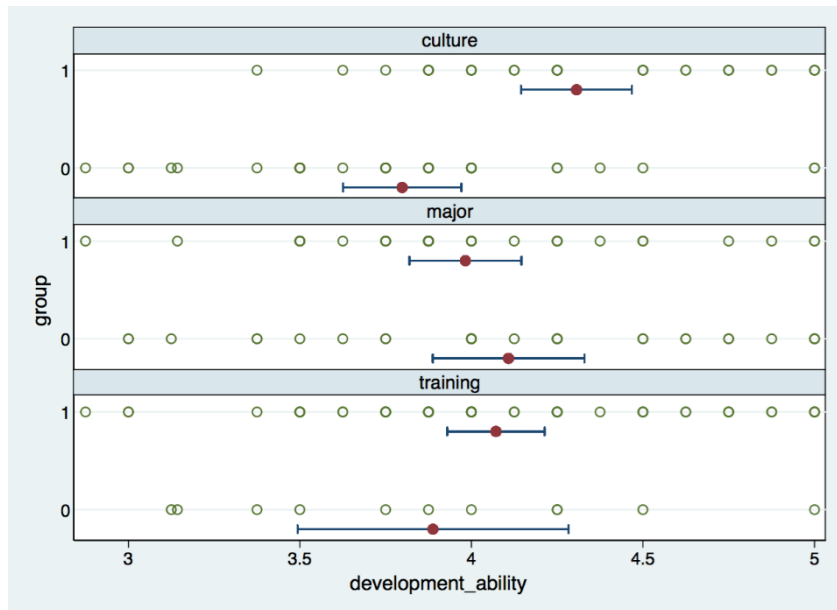


Figure S3. Boxplot and scatterplot for the development ability with culture/major/training group. The figure shows boxplot and scatterplot for the development ability with culture/major/training group. For the culture group, value equals to '0' represents 'Western culture' while value equals to '1' represents 'Eastern culture'. For the major group, value equals to '0' represents students without agriculture-related academic background while value equals to '1' represents students with agriculture-related academic background. For the training group, value equals to '0' represents students without training experience while value equals to '1' represents students with training experience.